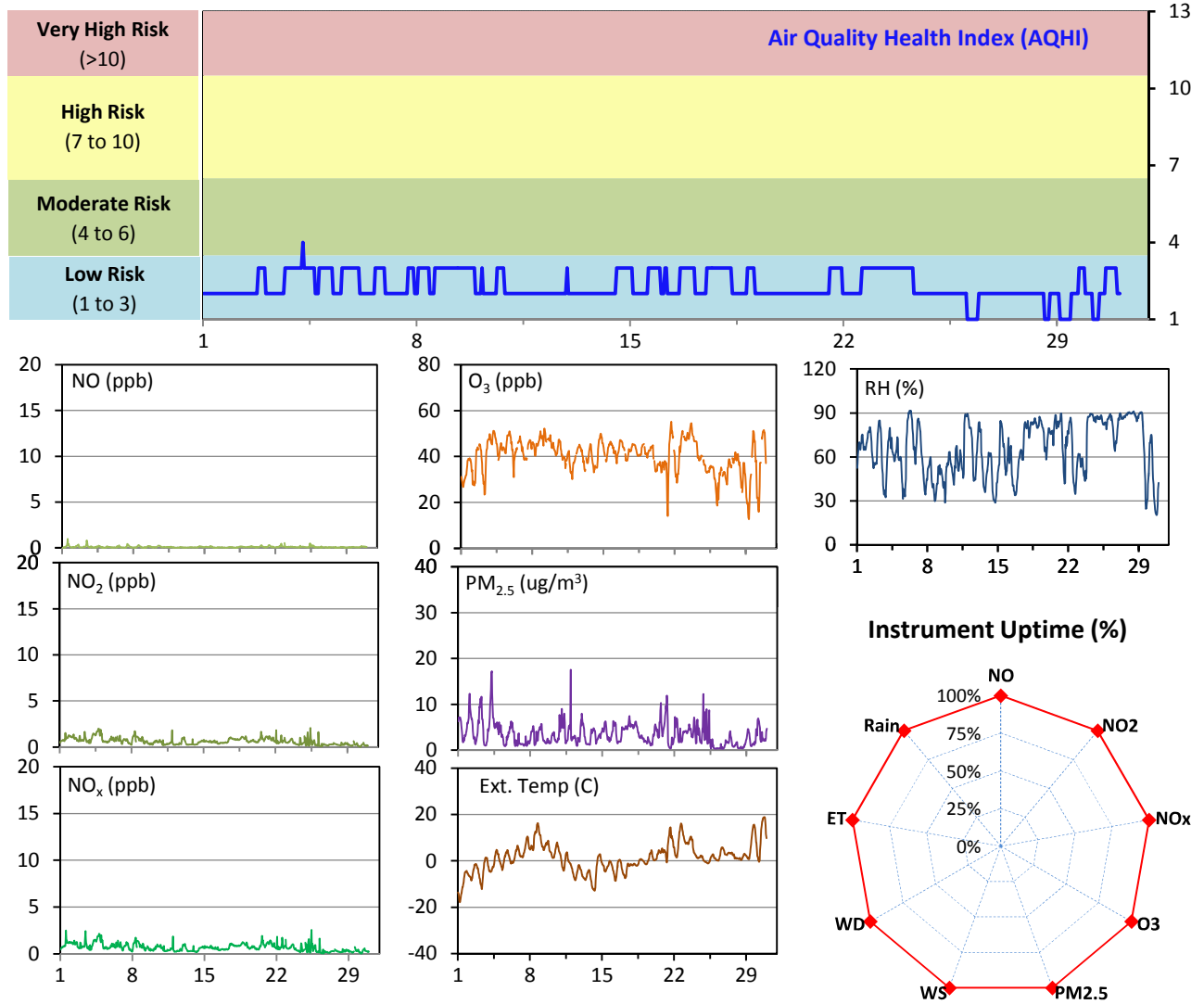


WYAMZ Meadow Lake Station - April 2014 Summary Report

Pollutants		Month Records		24-Hour Records				1-Hour Records			
Name	Conc. Unit	Avg. Conc.	Uptime	Maximum		SAAQS Objective	Exceed Days	Maximum		SAAQS Objective	Exceed Hours
				Conc.	Time			Conc.	Time		
NO	ppb	0.1	99.9%	0.2	Apr-1	-	-	1.0	Apr-01 13:00	-	-
NO ₂	ppb	0.6	99.9%	1.4	Apr-4	106	0	2.1	Apr-25 09:00	159	0
NO _x	ppb	0.7	99.9%	1.5	Apr-4	-	-	2.6	Apr-25 09:00	-	-
O ₃	ppb	40	100.0%	49	Apr-23	-	-	55	Apr-21 16:00	82	0
PM _{2.5}	ug/m3	3	100.0%	8	Apr-4	30	0	18	Apr-11 22:00	-	-

SAAQS: Saskatchewan Ambient Air Quality Standards



Monthly Update

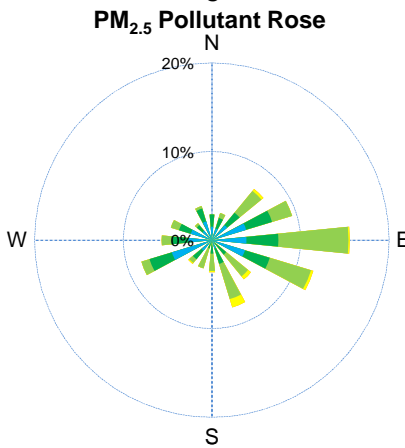
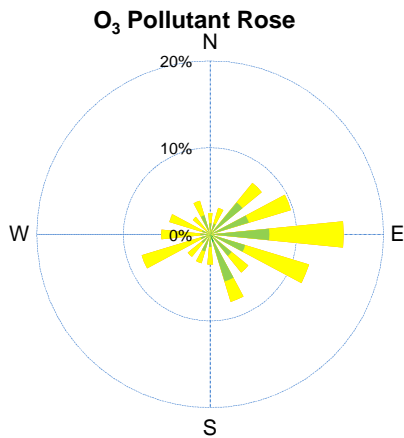
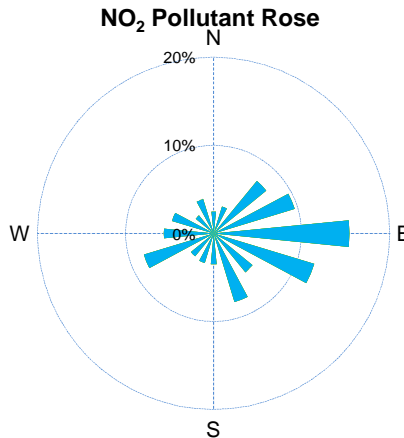
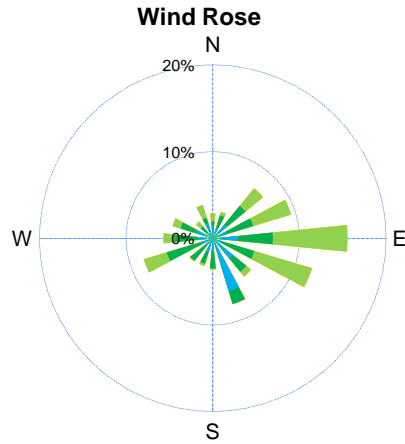
*Airpointer data is preliminary and is subject to QA/QC changes.

*All compliance parameters were within the Saskatchewan Ambient Air Quality Standards for the month of April.

*All compliance parameters were greater than 90% operational for the month of April.

*Operational issues for the month of April include one hour of NO/NO₂/NO_x data flagged as "power failure" on April 24. All analyzers were affected, however NO/NO₂/NO_x was slower to recover.

WYAMZ Meadow Lake Station - April 2014 Summary Report

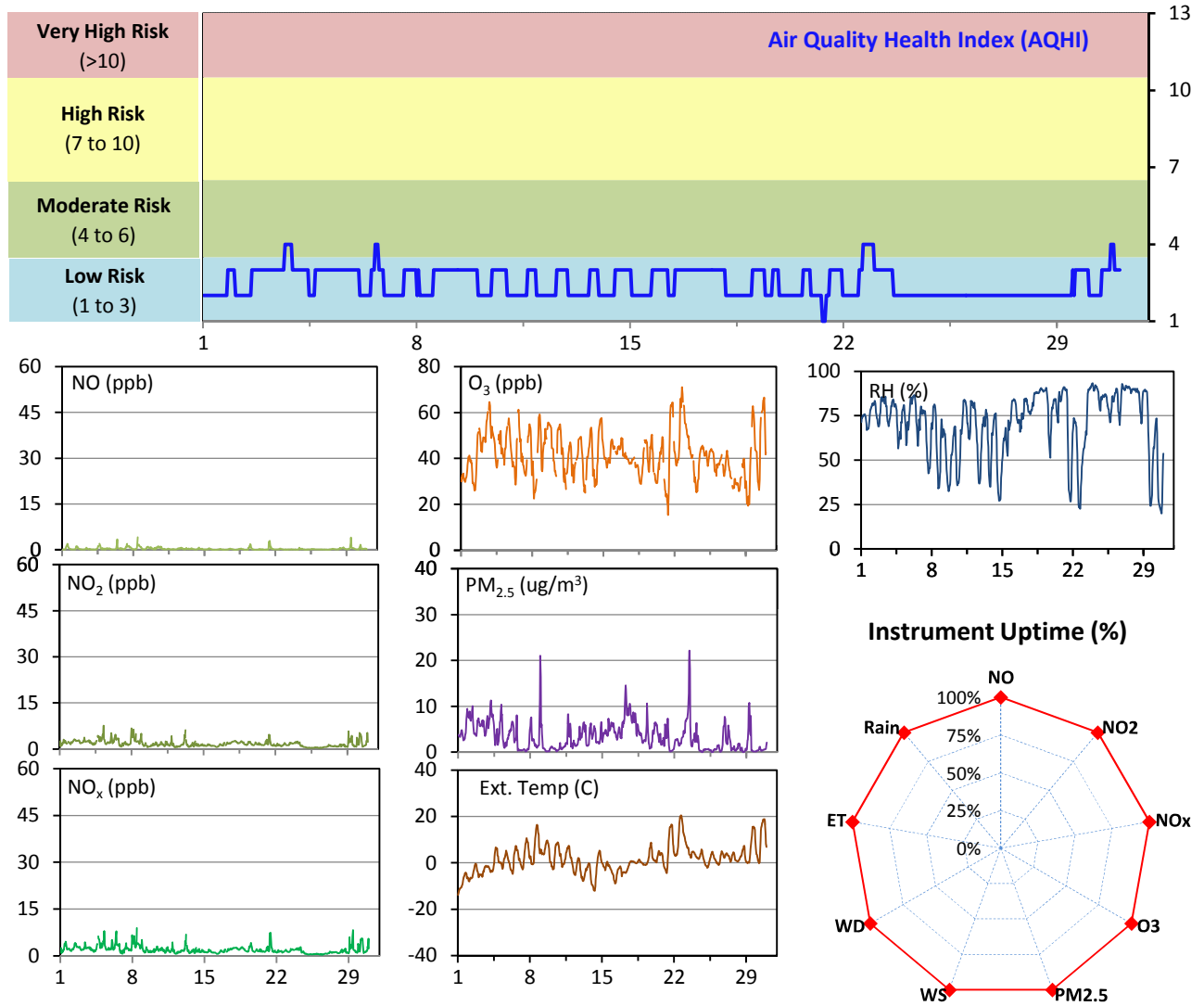


Parameters	Unit	Color Code for Wind Spd & Pollutant Conc. Class					
Wind Speed	m/s	0.3 ≤ WS < 1.4	1.4 ≤ WS < 3.1	3.1 ≤ WS < 7.8	7.8 ≤ WS < 10.8	10.8 ≤ WS < 13.6	WS ≥ 13.6
NO ₂	ppb	0 ≤ C < 5	5 ≤ C < 15	15 ≤ C < 30	30 ≤ C < 100	100 ≤ C < 212	C ≥ 212
O ₃	ppb	0 ≤ C < 10	10 ≤ C < 20	20 ≤ C < 40	40 ≤ C < 60	60 ≤ C < 82	C ≥ 82
PM _{2.5}	ug/m ³	0 ≤ C < 2	2 ≤ C < 4	4 ≤ C < 10	10 ≤ C < 20	20 ≤ C < 30	C ≥ 30

WYAMZ Unity Station - April 2014 Summary Report

Pollutants		Month Records		24-Hour Records				1-Hour Records			
				Maximum		SAAQS Objective	Exceed Days	Maximum		SAAQS Objective	Exceed Hours
				Conc.	Time			Conc.	Time		
NO	ppb	0.3	100.0%	0.7	Apr-8	-	-	4.1	Apr-08 10:00	-	-
NO ₂	ppb	1.7	100.0%	3.2	Apr-8	106	0	7.6	Apr-05 06:00	159	0
NO _x	ppb	2.0	100.0%	3.9	Apr-8	-	-	8.9	Apr-08 10:00	-	-
O ₃	ppb	42	100.0%	53	Apr-3	-	-	71	Apr-22 17:00	82	0
PM _{2.5}	ug/m3	3	100.0%	9	Apr-17	30	0	22	Apr-23 11:00	-	-

SAAQS: Saskatchewan Ambient Air Quality Standards



Monthly Update

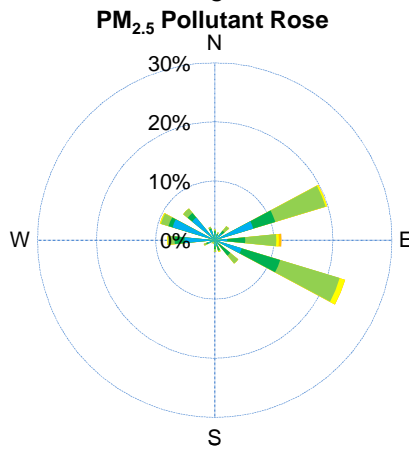
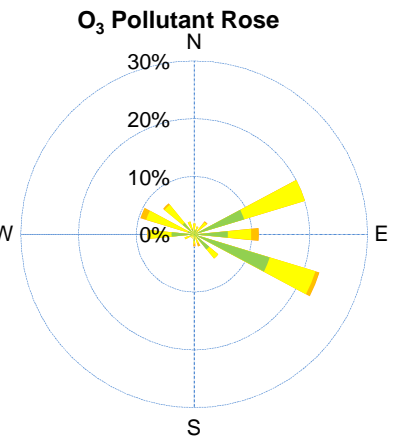
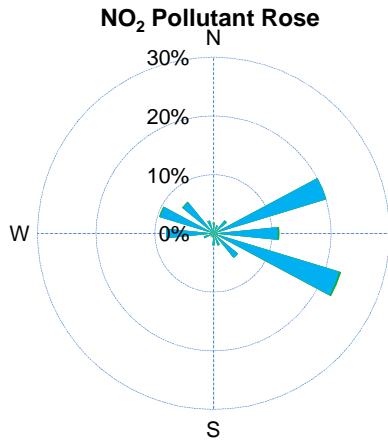
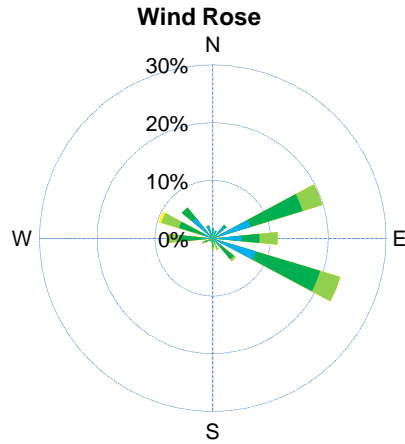
*Airpointer data is preliminary and is subject to QA/QC changes.

*All compliance parameters were within the Saskatchewan Ambient Air Quality Standards for the month of April.

*All compliance parameters are above 90% operational for the month of April.

*There are no operational issues to report for the month of April.

WYAMZ Unity Station - April 2014 Summary Report

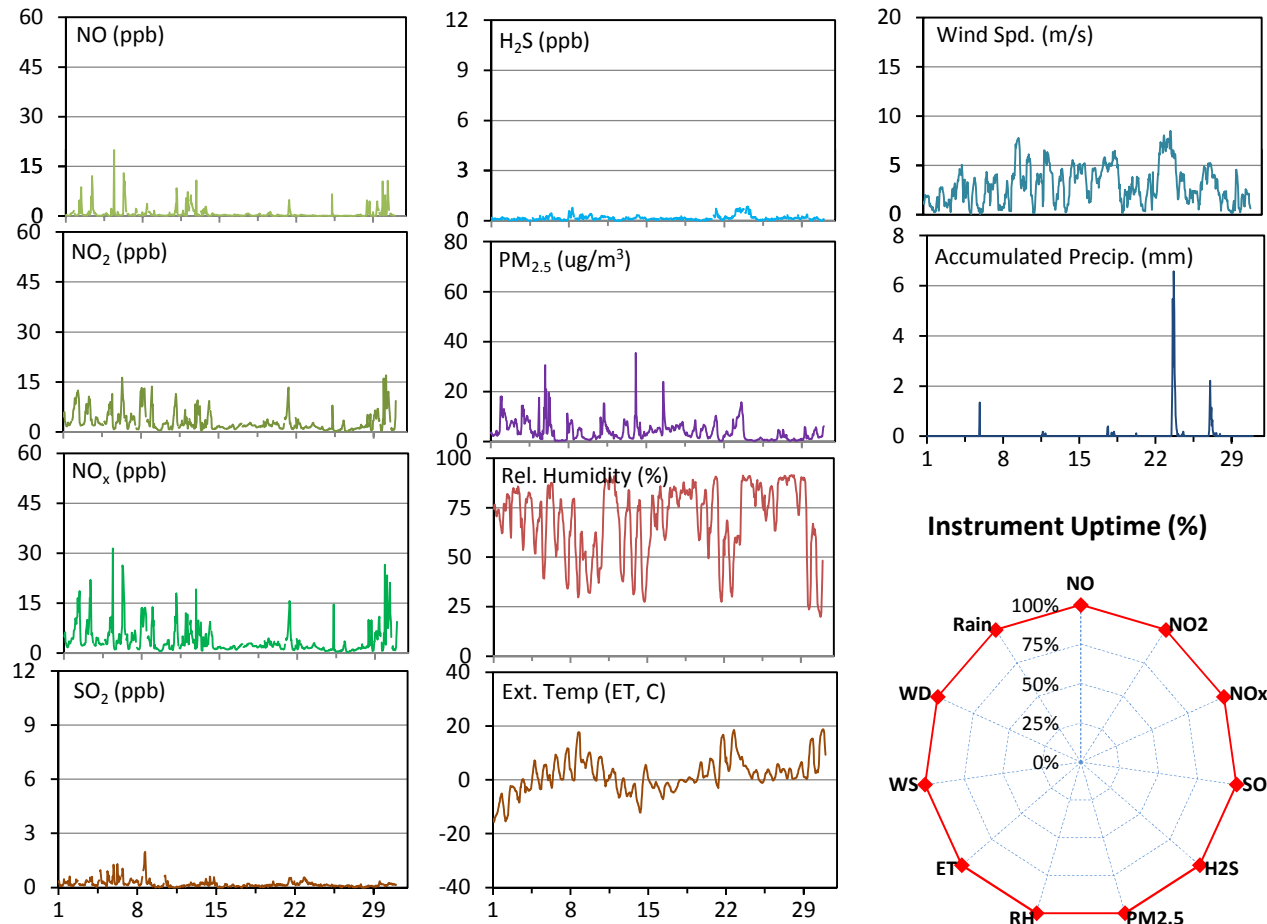
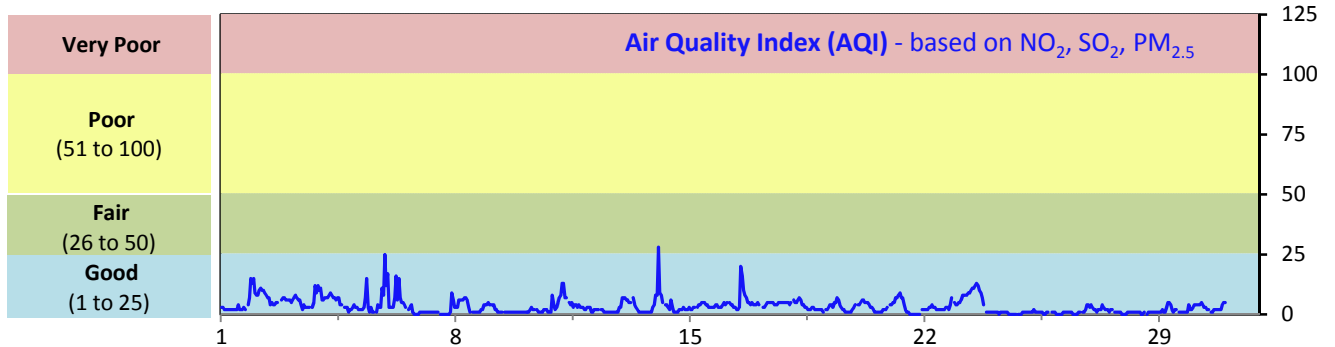


Parameters	Unit	Color Code for Wind Spd & Pollutant Conc. Class						
		0.3 ≤ WS < 1.4	1.4 ≤ WS < 3.1	3.1 ≤ WS < 7.8	7.8 ≤ WS < 10.8	10.8 ≤ WS < 13.6	WS ≥ 13.6	
Wind Speed	m/s	0.3 ≤ WS < 1.4	1.4 ≤ WS < 3.1	3.1 ≤ WS < 7.8	7.8 ≤ WS < 10.8	10.8 ≤ WS < 13.6	WS ≥ 13.6	
NO ₂	ppb	0 ≤ C < 5	5 ≤ C < 15	15 ≤ C < 30	30 ≤ C < 100	100 ≤ C < 212	C ≥ 212	
O ₃	ppb	0 ≤ C < 10	10 ≤ C < 20	20 ≤ C < 40	40 ≤ C < 60	60 ≤ C < 82	C ≥ 82	
PM _{2.5}	ug/m ³	0 ≤ C < 2	2 ≤ C < 4	4 ≤ C < 10	10 ≤ C < 20	20 ≤ C < 30	C ≥ 30	

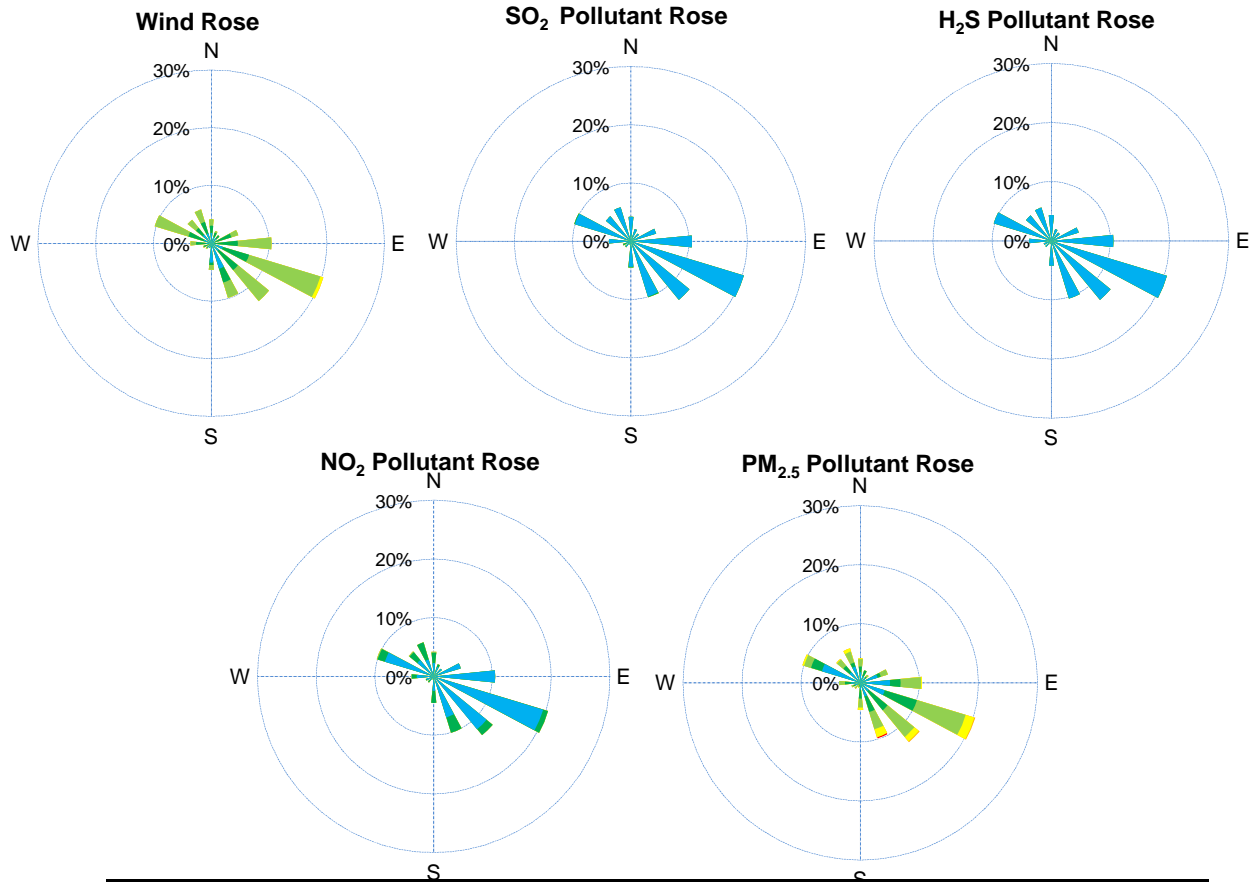
WYAMZ Maidstone Station - April 2014 Summary Report

Pollutants		Month Records		24-Hour Records				1-Hour Records			
Name	Conc. Unit	Avg. Conc.	Uptime	Maximum		SAAQS Objective	Exceed Days	Maximum		SAAQS Objective	Exceed Hours
				Conc.	Time			Conc.	Time		
NO	ppb	0.8	100.0%	2.9	Apr-12	-	-	20.0	Apr-05 09:00	-	-
NO ₂	ppb	3.1	100.0%	7.3	Apr-8	106	0	17.0	Apr-30 02:00	159	0
NO _x	ppb	3.8	100.0%	8.2	Apr-8	-	-	31.4	Apr-05 09:00	-	-
SO ₂	ppb	0.2	100.0%	0.6	Apr-8	48	0	2.0	Apr-08 16:00	172	0
H ₂ S	ppb	0.2	100.0%	0.6	Apr-23	3.6	0	0.9	Apr-24 02:00	10.8	0
PM _{2.5}	ug/m3	4	100.0%	8	Apr-23	30	0	35	Apr-14 01:00	-	-

SAAQS: Saskatchewan Ambient Air Quality Standards



WYAMZ Maidstone Station - April 2014 Summary Report



Parameters	Unit	Color Code for Wind Spd & Pollutant Conc. Class						
Wind Speed	m/s	0.3 ≤ WS < 1.4	1.4 ≤ WS < 3.1	3.1 ≤ WS < 7.8	7.8 ≤ WS < 10.8	10.8 ≤ WS < 13.6	WS ≥ 13.6	
SO ₂	ppb	0 ≤ C < 1	1 ≤ C < 5	5 ≤ C < 10	10 ≤ C < 57	57 ≤ C < 172	C ≥ 172	
NO ₂	ppb	0 ≤ C < 5	5 ≤ C < 15	15 ≤ C < 30	30 ≤ C < 100	100 ≤ C < 212	C ≥ 212	
H ₂ S	ppb	0 ≤ C < 1	1 ≤ C < 3.6	3.6 ≤ C < 5	5 ≤ C < 8	8 ≤ C < 10.8	C ≥ 10.8	
PM _{2.5}	ug/m ³	0 ≤ C < 2	2 ≤ C < 4	4 ≤ C < 10	10 ≤ C < 20	20 ≤ C < 30	C ≥ 30	

Monthly Update

- * Airpointer data is preliminary and subject to QA/QC changes.
- * All compliance parameters were within the Saskatchewan Ambient Air Quality Standards for the month of April.
- * All compliance parameters are above 90% operational for the month of April.
- * There are no operational issues to report for the month of April.

