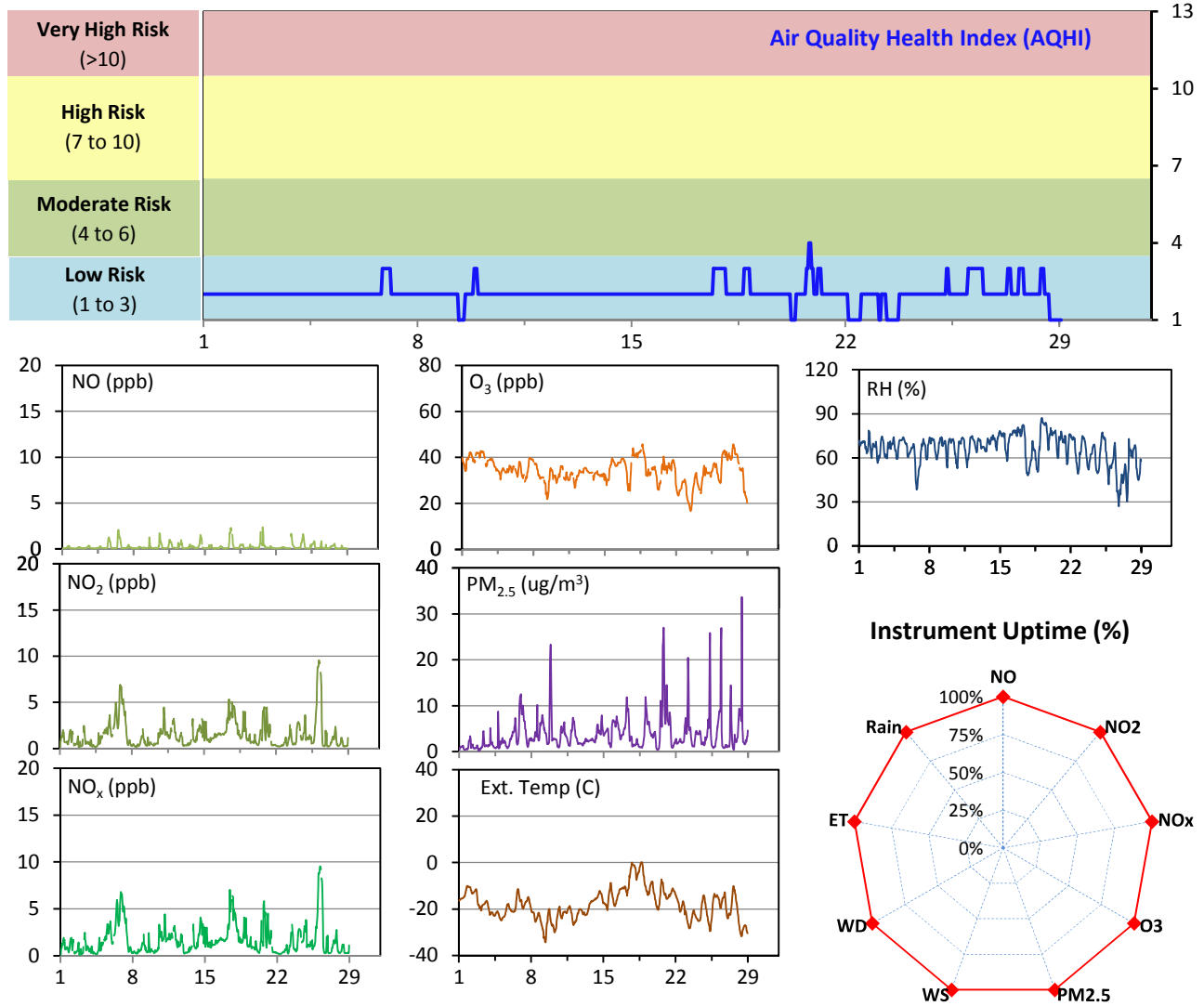


WYAMZ Meadow Lake Station - February 2014 Summary Report

Pollutants		Month Records		24-Hour Records				1-Hour Records			
Name	Conc. Unit	Avg. Conc.	Uptime	Maximum		SAAQS Objective	Exceed Days	Maximum		SAAQS Objective	Exceed Hours
				Conc.	Time			Conc.	Time		
NO	ppb	0.2	100.0%	0.7	Feb-17	-	-	2.4	Feb-20 16:00	-	-
NO ₂	ppb	1.5	100.0%	3.9	Feb-26	106	0	9.6	Feb-26 04:00	159	0
NO _x	ppb	1.6	100.0%	4.2	Feb-17	-	-	9.5	Feb-26 03:00	-	-
O ₃	ppb	34	100.0%	42	Feb-18	-	-	46	Feb-18 16:00	82	0
PM _{2.5}	ug/m3	4	100.0%	8	Feb-20	30	0	34	Feb-28 09:00	-	-

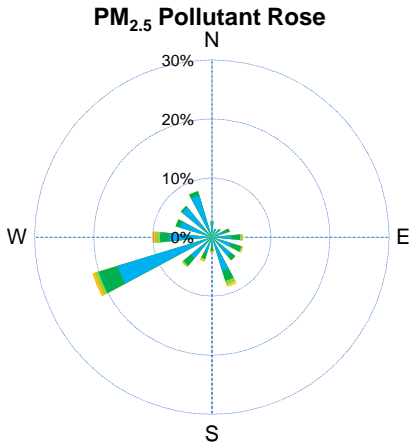
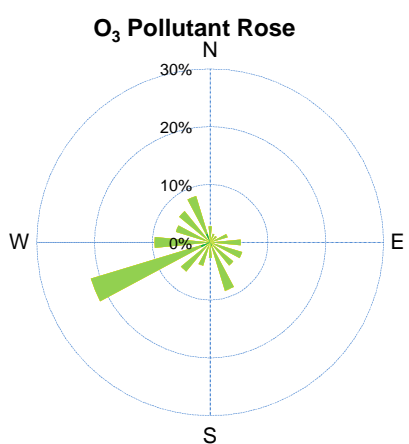
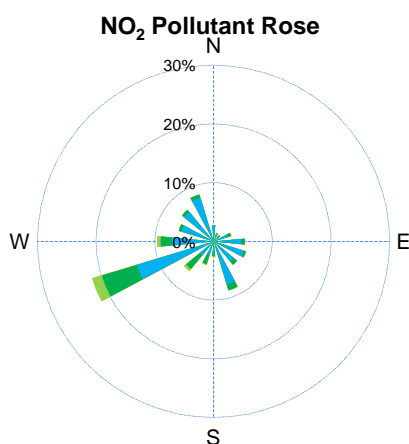
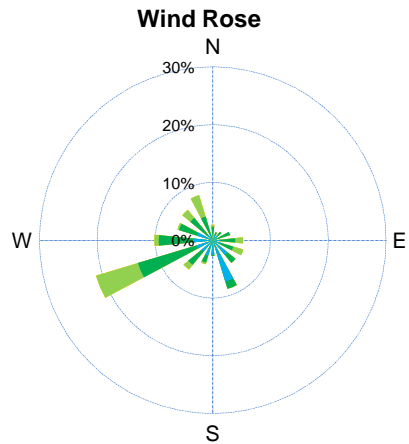
SAAQS: Saskatchewan Ambient Air Quality Standards



Monthly Update

- *Airpointer data is preliminary and is subject to QA/QC changes.
- *All compliance parameters were within the Saskatchewan Ambient Air Quality Standards for the month of February.
- *All compliance parameters were greater than 90% operational for the month of February.
- *There are no operational issues for the month of February.

WYAMZ Meadow Lake Station - February 2014 Summary Report

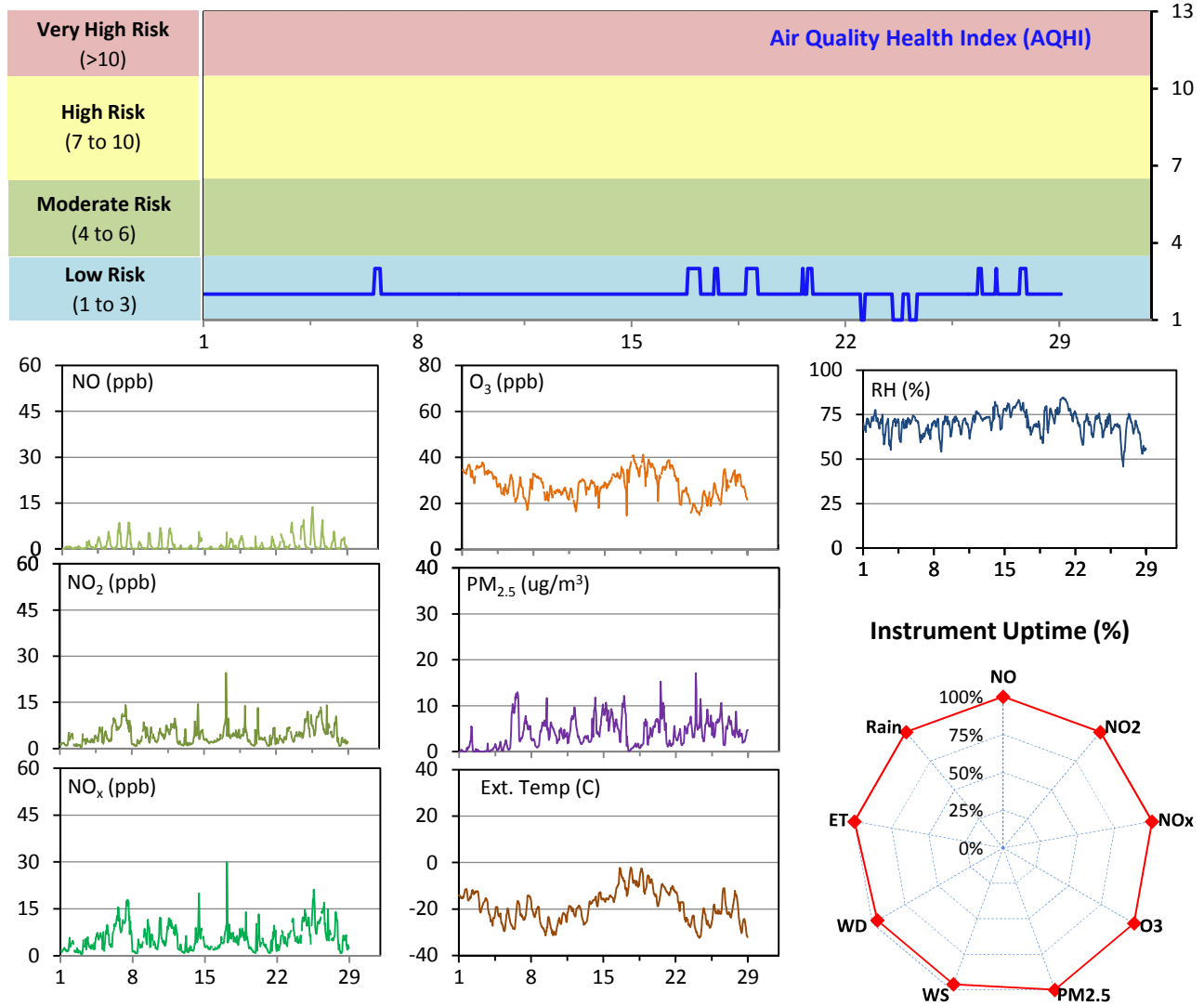


Parameters	Unit	Color Code for Wind Spd & Pollutant Conc. Class					
Wind Speed	m/s	$0.3 \leq WS < 1.4$	$1.4 \leq WS < 3.1$	$3.1 \leq WS < 7.8$	$7.8 \leq WS < 10.8$	$10.8 \leq WS < 13.6$	$WS \geq 13.6$
NO ₂	ppb	$1 \leq C < 2$	$2 \leq C < 5$	$5 \leq C < 10$	$10 \leq C < 106$	$106 \leq C < 212$	$C \geq 212$
O ₃	ppb	$5 \leq C < 10$	$10 \leq C < 25$	$25 \leq C < 50$	$50 \leq C < 75$	$75 \leq C < 82$	$C \geq 82$
PM _{2.5}	ug/m ³	$1 \leq C < 5$	$5 \leq C < 10$	$10 \leq C < 15$	$15 \leq C < 20$	$20 \leq C < 30$	$C \geq 30$

WYAMZ Unity Station - February 2014 Summary Report

Pollutants		Month Records		24-Hour Records				1-Hour Records			
				Maximum		SAAQS Objective	Exceed Days	Maximum		SAAQS Objective	Exceed Hours
Name	Conc. Unit	Avg. Conc.	Uptime	Conc.	Time			Conc.	Time		
NO	ppb	1.4	100.0%	3.7	Feb-25	-	-	13.7	Feb-25 13:00	-	-
NO ₂	ppb	4.4	100.0%	8.8	Feb-26	106	0	24.6	Feb-17 03:00	159	0
NO _x	ppb	5.7	100.0%	11.3	Feb-7	-	-	30.0	Feb-17 03:00	-	-
O ₃	ppb	29	100.0%	36	Feb-21	-	-	41	Feb-18 18:00	82	0
PM _{2.5}	ug/m3	4	100.0%	8	Feb-6	30	0	17	Feb-23 22:00	-	-

SAAQS: Saskatchewan Ambient Air Quality Standards



Monthly Update

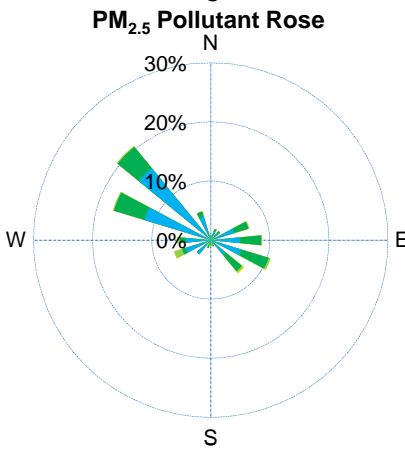
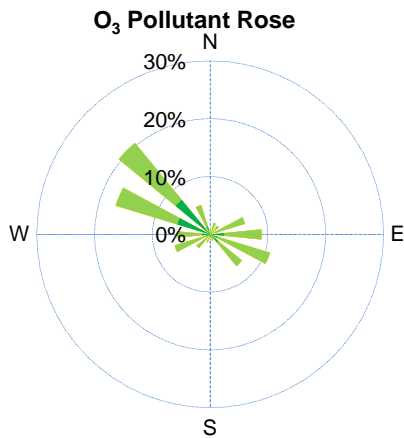
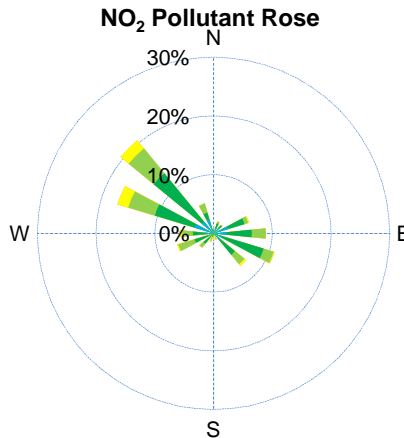
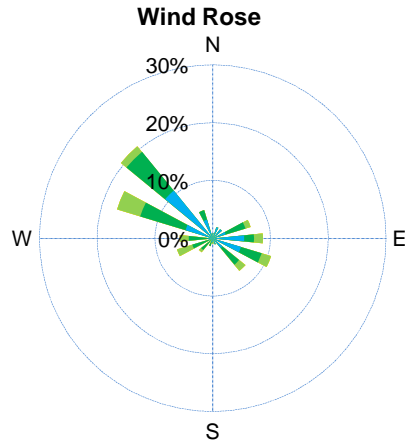
*Airpointer data is preliminary and is subject to QA/QC changes.

*All compliance parameters were within the Saskatchewan Ambient Air Quality Standards for the month of February.

*All compliance parameters are above 90% operational for the month of February.

*Operational issues for the month of February include the Wind speed and direction sensor malfunctioning. 26 hours of data is flagged as "analyzer failure" throughout the month, attributed to extreme cold weather.

WYAMZ Unity Station - February 2014 Summary Report

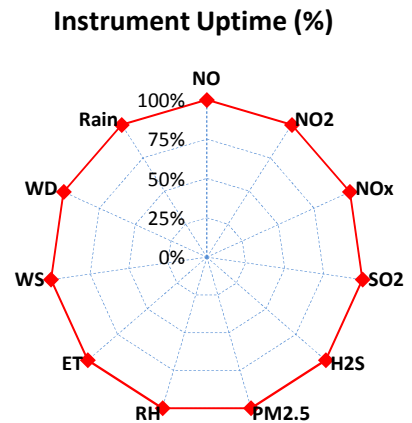
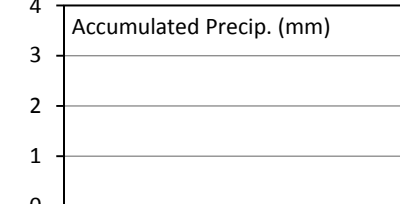
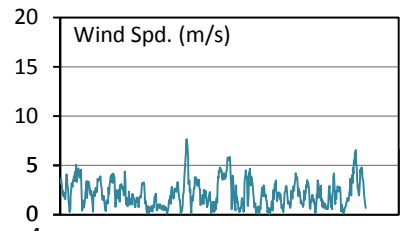
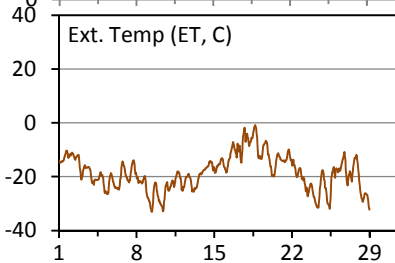
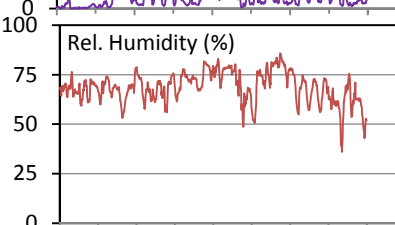
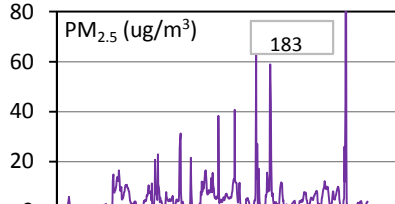
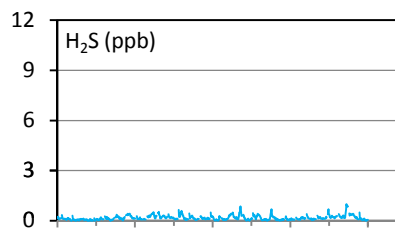
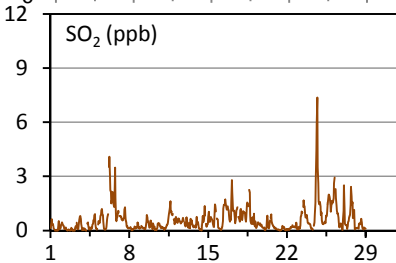
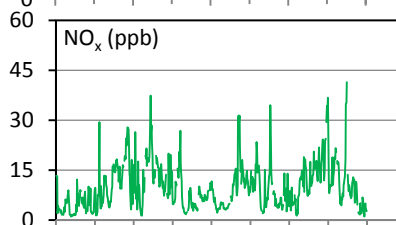
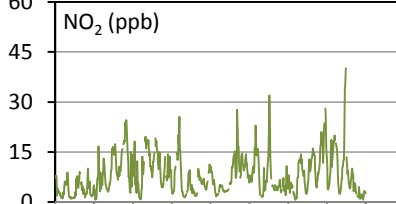
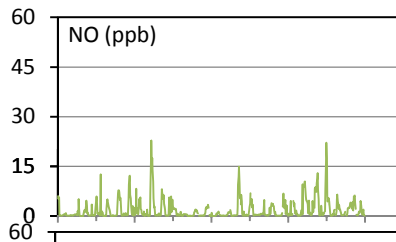
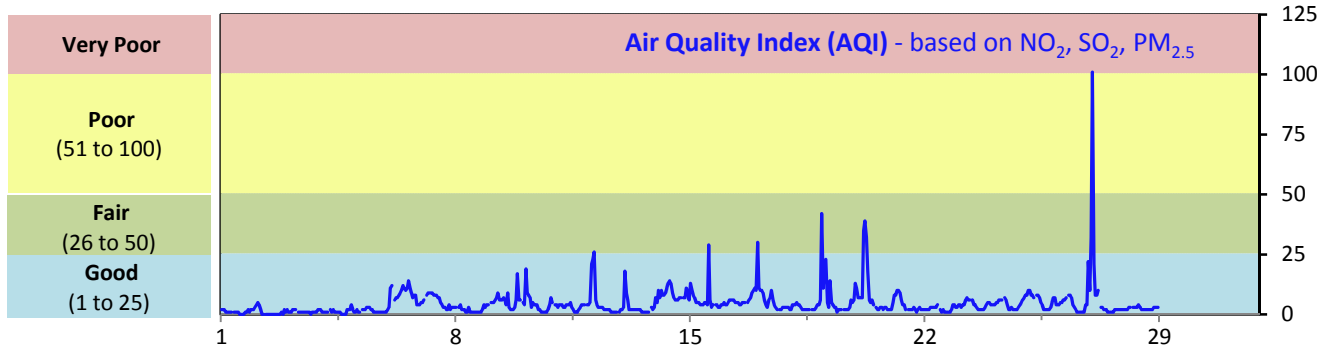


Parameters	Unit	Color Code for Wind Spd & Pollutant Conc. Class					
Wind Speed	m/s	0.3 ≤ WS < 1.4	1.4 ≤ WS < 3.1	3.1 ≤ WS < 7.8	7.8 ≤ WS < 10.8	10.8 ≤ WS < 13.6	WS ≥ 13.6
NO ₂	ppb	1 ≤ C < 2	2 ≤ C < 5	5 ≤ C < 10	10 ≤ C < 106	106 ≤ C < 212	C ≥ 212
O ₃	ppb	5 ≤ C < 10	10 ≤ C < 25	25 ≤ C < 50	50 ≤ C < 75	75 ≤ C < 82	C ≥ 82
PM _{2.5}	ug/m ³	1 ≤ C < 5	5 ≤ C < 10	10 ≤ C < 15	15 ≤ C < 20	20 ≤ C < 30	C ≥ 30

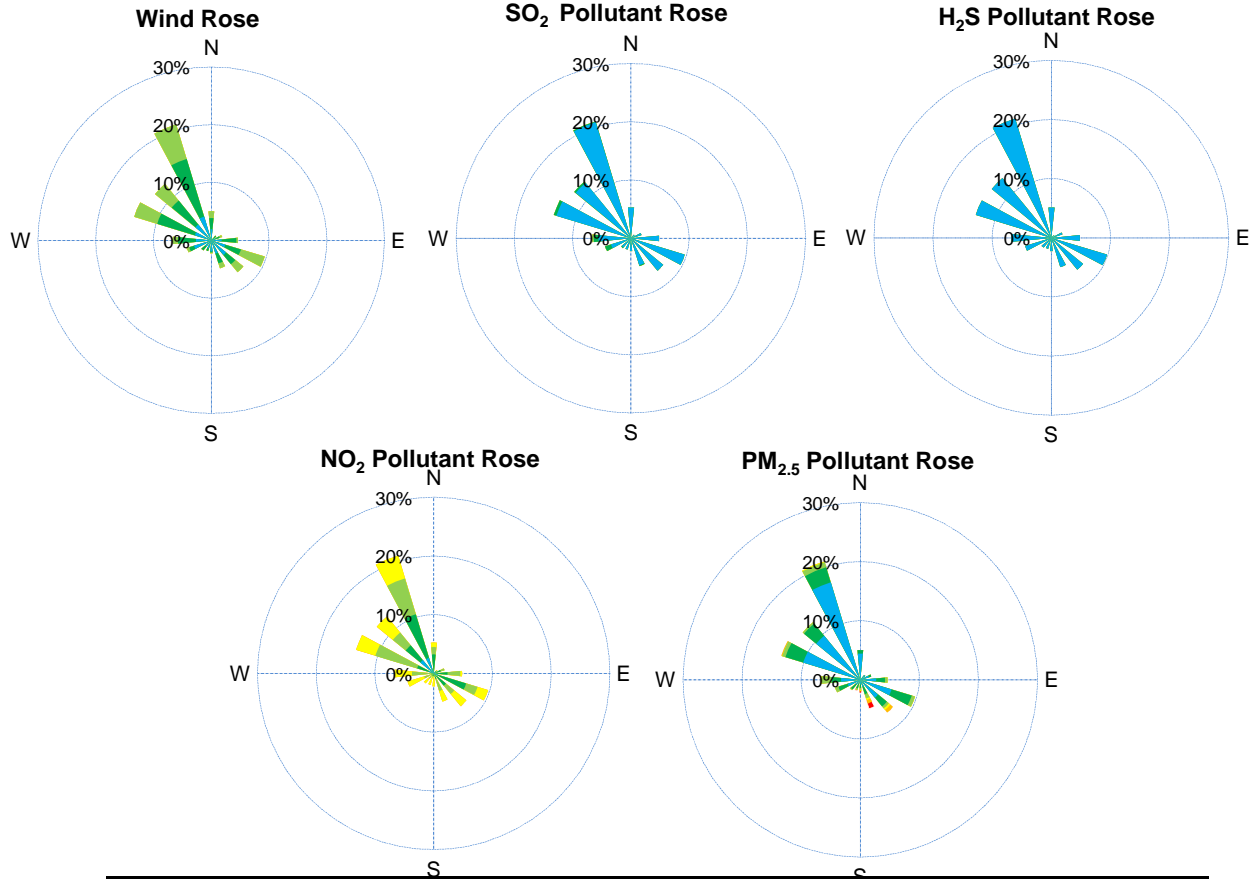
WYAMZ Maidstone Station - February 2014 Summary Report

Pollutants		Month Records		24-Hour Records				1-Hour Records			
Name	Conc. Unit	Avg. Conc.	Uptime	Maximum		SAAQS Objective	Exceed Days	Maximum		SAAQS Objective	Exceed Hours
				Conc.	Time			Conc.	Time		
NO	ppb	1.8	100.0%	5.4	Feb-9	-	-	22.8	Feb-09 12:00	-	-
NO ₂	ppb	8.0	100.0%	14.3	Feb-9	106	0	40.1	Feb-27 04:00	159	0
NO _x	ppb	9.8	100.0%	19.7	Feb-9	-	-	41.4	Feb-27 04:00	-	-
SO ₂	ppb	0.6	100.0%	1.7	Feb-6	48	0	7.4	Feb-24 16:00	172	0
H ₂ S	ppb	0.2	100.0%	0.4	Feb-27	3.6	0	1	Feb-27 01:00	10.8	0
PM _{2.5}	ug/m3	5	100.0%	11	Feb-20	30	0	183	Feb-27 00:00	-	-

SAAQS: Saskatchewan Ambient Air Quality Standards



WYAMZ Maidstone Station - February 2014 Summary Report



Parameters	Unit	Color Code for Wind Spd & Pollutant Conc. Class						
Wind Speed	m/s	0.3 ≤ WS < 1.4	1.4 ≤ WS < 3.1	3.1 ≤ WS < 7.8	7.8 ≤ WS < 10.8	10.8 ≤ WS < 13.6	WS ≥ 13.6	
SO ₂	ppb	1 ≤ C < 2	2 ≤ C < 5	5 ≤ C < 10	10 ≤ C < 48	48 ≤ C < 172	C ≥ 172	
NO ₂	ppb	1 ≤ C < 2	2 ≤ C < 5	5 ≤ C < 10	10 ≤ C < 106	106 ≤ C < 212	C ≥ 212	
H ₂ S	ppb	1 ≤ C < 2	2 ≤ C < 4	4 ≤ C < 6	6 ≤ C < 8	8 ≤ C < 10.8	C ≥ 10.8	
PM _{2.5}	ug/m ³	1 ≤ C < 5	5 ≤ C < 10	10 ≤ C < 15	15 ≤ C < 20	20 ≤ C < 30	C ≥ 30	

Monthly Update

- * Airpointer data is preliminary and subject to QA/QC changes.
- * All compliance parameters were within the Saskatchewan Ambient Air Quality Standards for the month of February.
- * All compliance parameters are above 90% operational for the month of February.
- * Operational issues for the month of February include an intermittent flow failure alarm on the H2S/SO2 analyzer. Ambient data is not affected.

