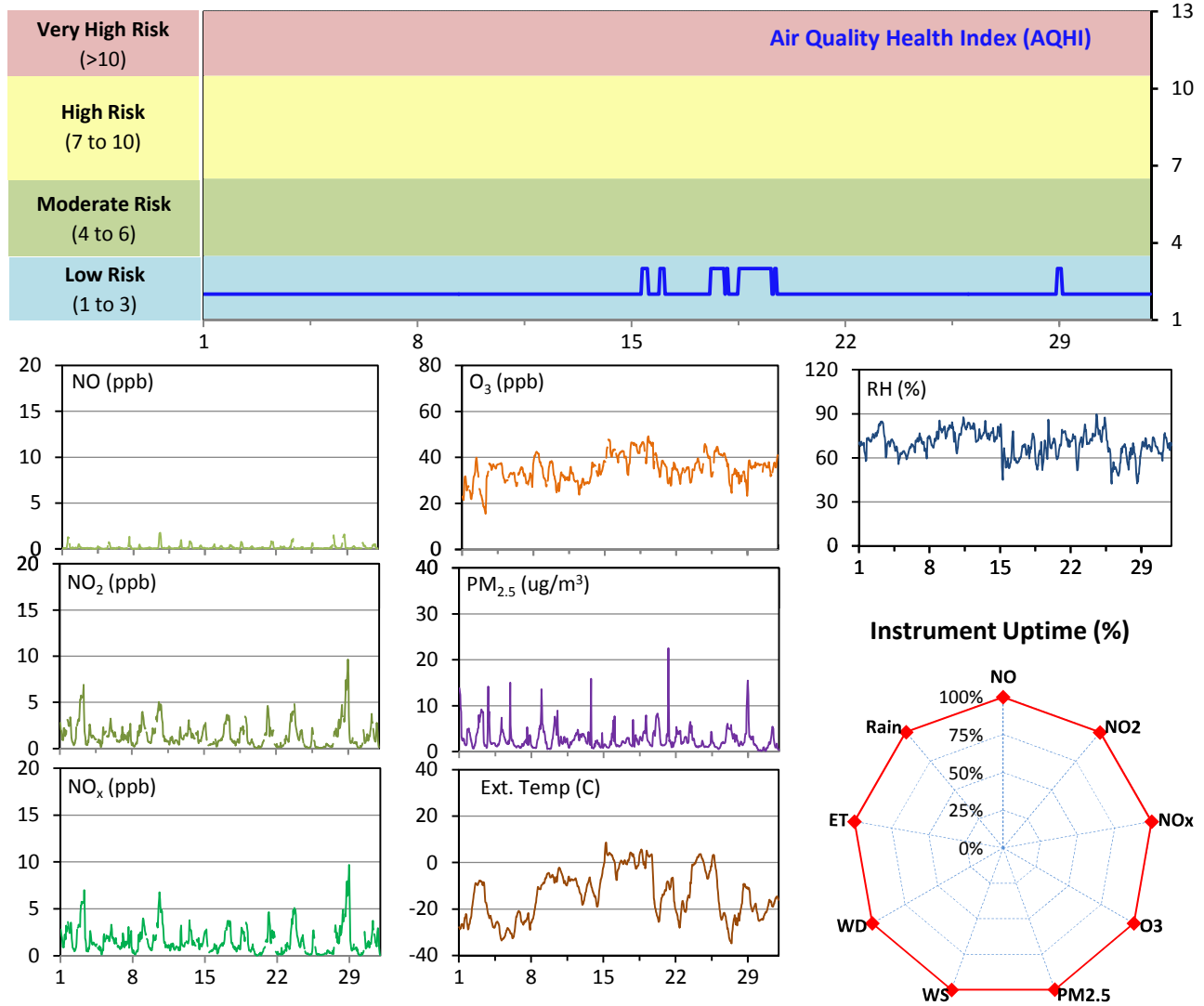


WYAMZ Meadow Lake Station - January 2014 Summary Report

Pollutants		Month Records		24-Hour Records				1-Hour Records			
				Maximum		SAAQS Objective	Exceed Days	Maximum		SAAQS Objective	Exceed Hours
				Conc.	Time			Conc.	Time		
Name	Conc. Unit	Avg. Conc.	Uptime								
NO	ppb	0.2	99.7%	0.4	Jan-10	-	-	1.8	Jan-10 15:00	-	-
NO ₂	ppb	1.5	99.7%	4.4	Jan-28	106	0	9.6	Jan-28 23:00	159	0
NO _x	ppb	1.6	99.7%	4.8	Jan-28	-	-	9.7	Jan-28 23:00	-	-
O ₃	ppb	35	99.9%	44	Jan-18	-	-	49	Jan-19 06:00	82	0
PM _{2.5}	ug/m3	3	99.9%	5	Jan-3	30	0	23	Jan-21 06:00	-	-

SAAQS: Saskatchewan Ambient Air Quality Standards



Monthly Update

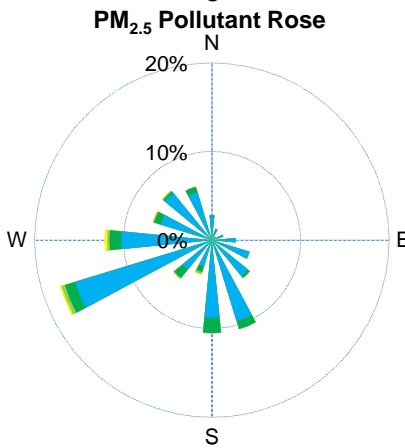
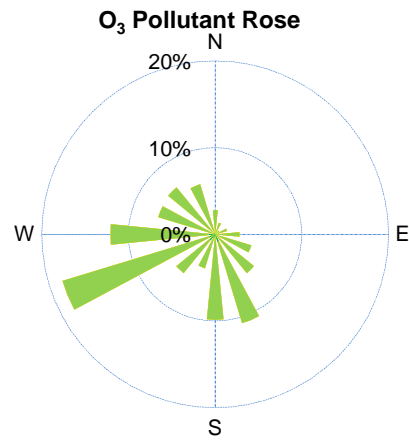
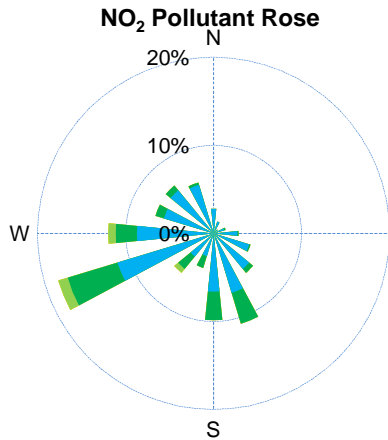
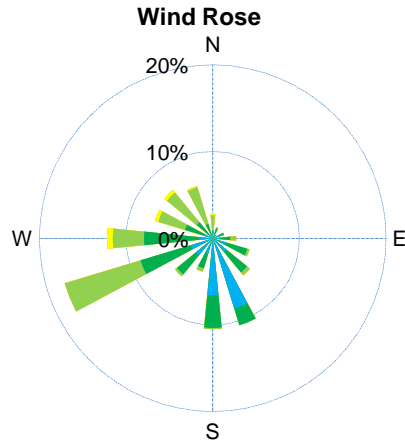
*Airpointer data is preliminary and is subject to QA/QC changes.

*All compliance parameters were within the Saskatchewan Ambient Air Quality Standards for the month of January.

*All compliance parameters were greater than 90% operational for the month of January.

*Operational issues for the month of January include: 1 hour of H₂S and SO₂ data, and 2 hours of NO/NO₂/NO_x data flagged as "power failure" on Jan 15 due to a power disruption. Meteorological parameters were also affected, however the sensors were quick to recover.

WYAMZ Meadow Lake Station - January 2014 Summary Report

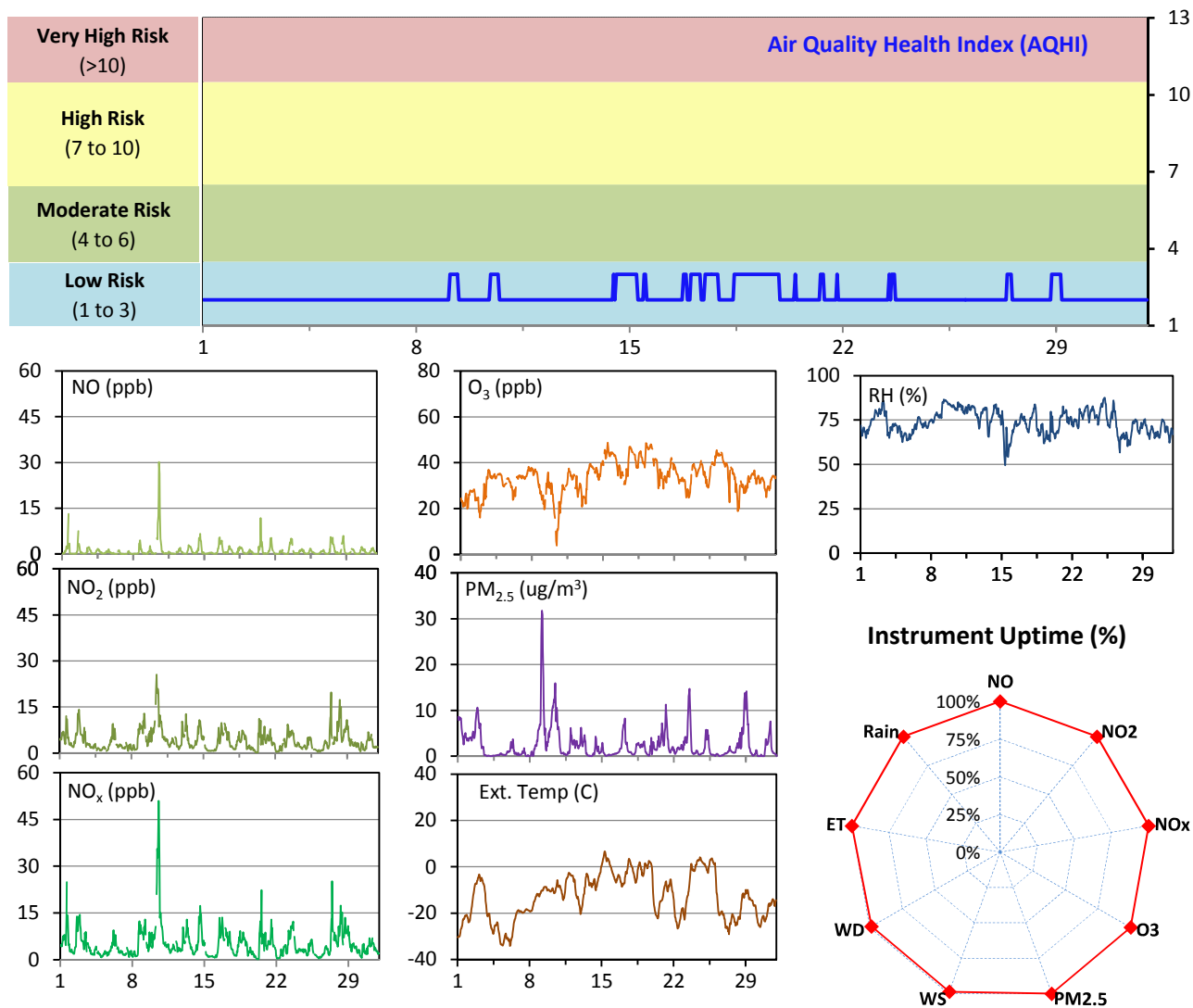


Parameters	Unit	Color Code for Wind Spd & Pollutant Conc. Class						
Wind Speed	m/s	0.3 ≤ WS < 1.4	1.4 ≤ WS < 3.1	3.1 ≤ WS < 7.8	7.8 ≤ WS < 10.8	10.8 ≤ WS < 13.6	WS ≥ 13.6	
NO ₂	ppb	1 ≤ C < 2	2 ≤ C < 5	5 ≤ C < 10	10 ≤ C < 106	106 ≤ C < 212	C ≥ 212	
O ₃	ppb	5 ≤ C < 10	10 ≤ C < 25	25 ≤ C < 50	50 ≤ C < 75	75 ≤ C < 82	C ≥ 82	
PM _{2.5}	ug/m ³	1 ≤ C < 5	5 ≤ C < 10	10 ≤ C < 15	15 ≤ C < 20	20 ≤ C < 30	C ≥ 30	

WYAMZ Unity Station - January 2014 Summary Report

Pollutants		Month Records		24-Hour Records				1-Hour Records			
Name	Conc. Unit	Avg. Conc.	Uptime	Maximum		SAAQS Objective	Exceed Days	Maximum		SAAQS Objective	Exceed Hours
				Conc.	Time			Conc.	Time		
NO	ppb	1.0	100.0%	6.0	Jan-10	-	-	30.2	Jan-10 13:00	-	-
NO ₂	ppb	4.1	100.0%	12.6	Jan-10	106	0	25.6	Jan-10 10:00	159	0
NO _x	ppb	5.1	100.0%	18.6	Jan-10	-	-	50.9	Jan-10 13:00	-	-
O ₃	ppb	33	100.0%	45	Jan-19	-	-	49	Jan-15 11:00	82	0
PM _{2.5}	ug/m3	3	100.0%	10	Jan-9	30	0	32	Jan-09 04:00	-	-

SAAQS: Saskatchewan Ambient Air Quality Standards



Monthly Update

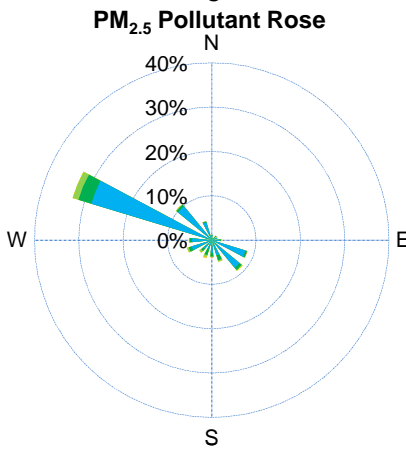
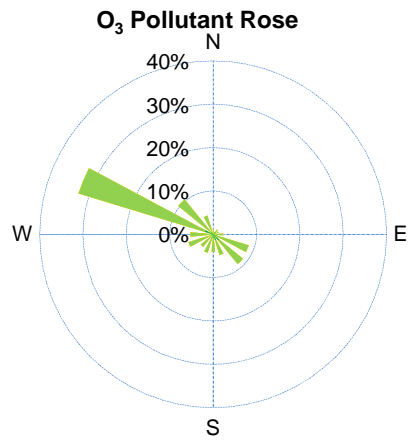
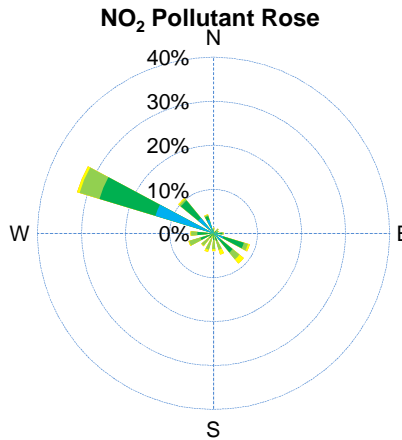
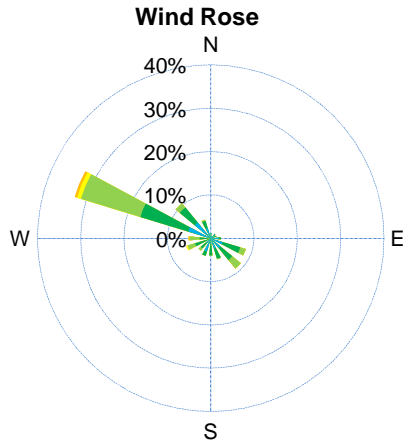
*Airpointer data is preliminary and is subject to QA/QC changes.

*All compliance parameters were within the Saskatchewan Ambient Air Quality Standards for the month of January.

*All compliance parameters are above 90% operational for the month of January.

*Operational issues for the month of January include: the WS/WD sensor malfunctioning, 10 hours of data is flagged as "analyzer failure" on Jan 5. Extreme cold weather likely caused the sensor to malfunction.

WYAMZ Unity Station - January 2014 Summary Report

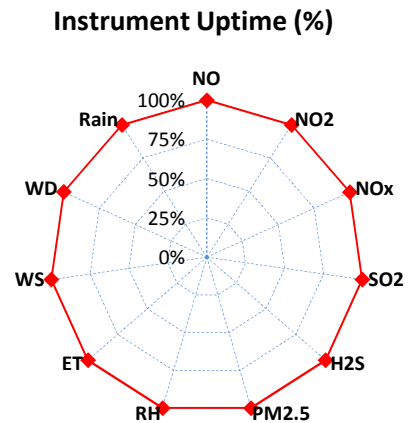
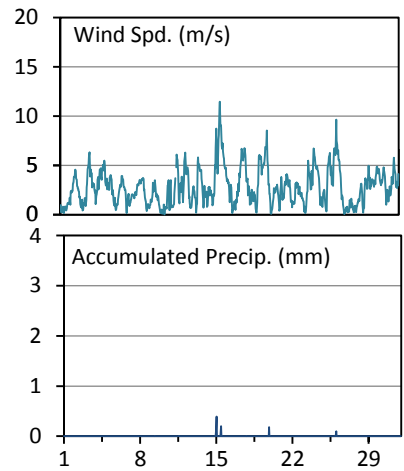
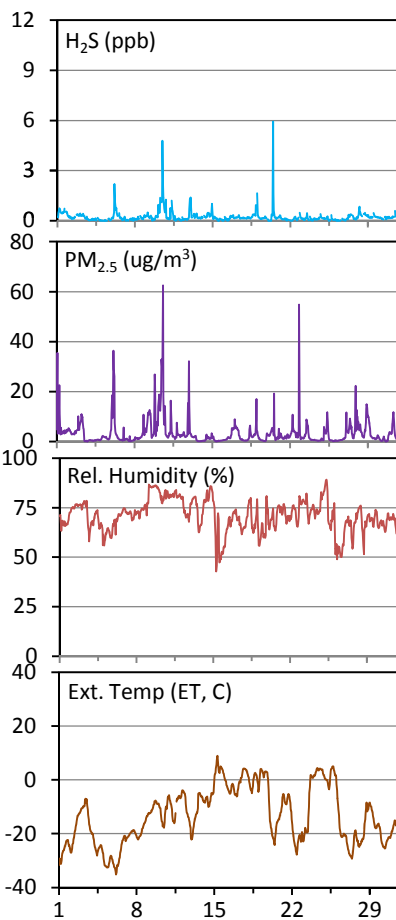
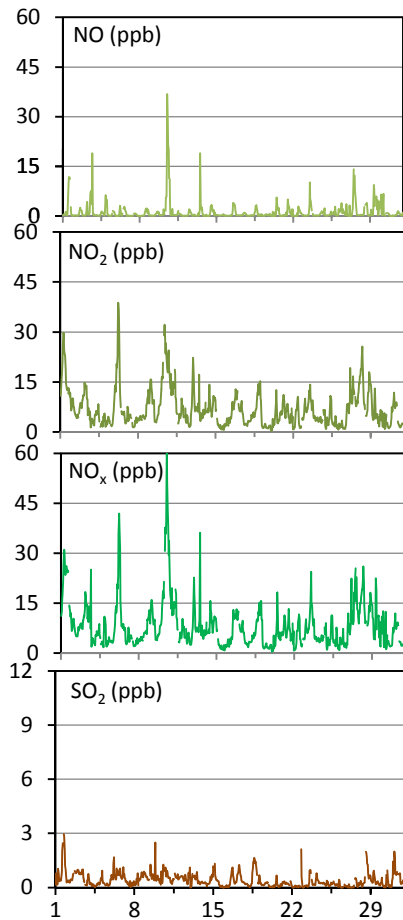
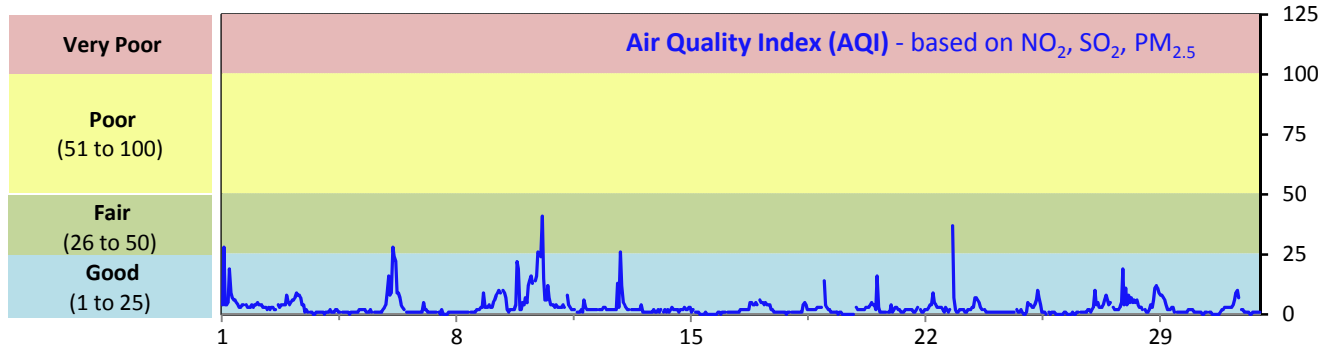


Parameters	Unit	Color Code for Wind Spd & Pollutant Conc. Class					
Wind Speed	m/s	0.3 ≤ WS < 1.4	1.4 ≤ WS < 3.1	3.1 ≤ WS < 7.8	7.8 ≤ WS < 10.8	10.8 ≤ WS < 13.6	WS ≥ 13.6
NO ₂	ppb	1 ≤ C < 2	2 ≤ C < 5	5 ≤ C < 10	10 ≤ C < 106	106 ≤ C < 212	C ≥ 212
O ₃	ppb	5 ≤ C < 10	10 ≤ C < 25	25 ≤ C < 50	50 ≤ C < 75	75 ≤ C < 82	C ≥ 82
PM _{2.5}	ug/m ³	1 ≤ C < 5	5 ≤ C < 10	10 ≤ C < 15	15 ≤ C < 20	20 ≤ C < 30	C ≥ 30

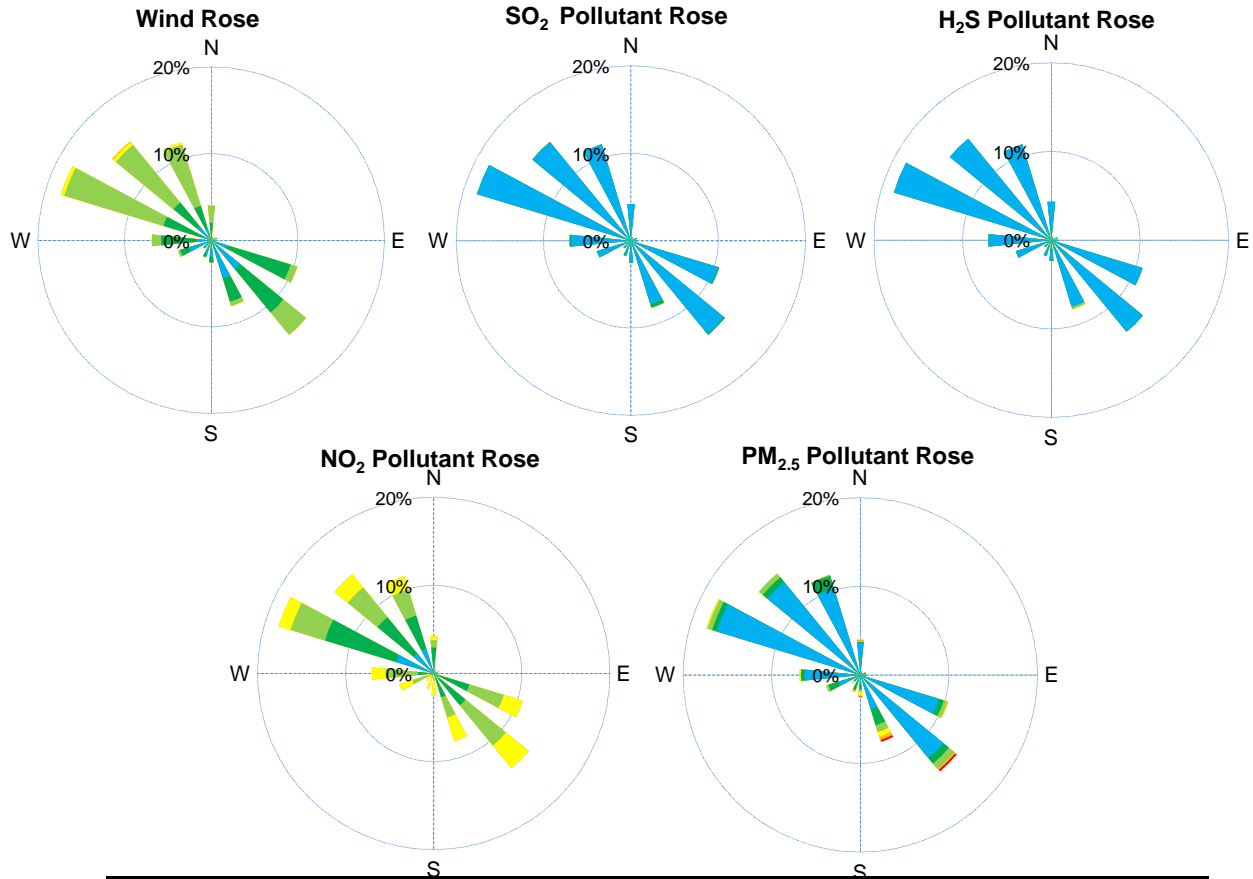
WYAMZ Maidstone Station - January 2014 Summary Report

Pollutants		Month Records		24-Hour Records				1-Hour Records			
Name	Conc. Unit	Avg. Conc.	Uptime	Maximum		SAAQS Objective	Exceed Days	Maximum		SAAQS Objective	Exceed Hours
				Conc.	Time			Conc.	Time		
NO	ppb	1.2	99.9%	7.4	Jan-10	-	-	36.9	Jan-10 12:00	-	-
NO ₂	ppb	6.9	99.9%	19.6	Jan-10	106	0	38.8	Jan-06 05:00	159	0
NO _x	ppb	8.1	99.9%	27.0	Jan-10	-	-	63.5	Jan-10 12:00	-	-
SO ₂	ppb	0.4	99.9%	1.0	Jan-1	48	0	3.0	Jan-01 17:00	172	0
H ₂ S	ppb	0.2	99.9%	0.9	Jan-10	3.6	0	5.9	Jan-20 10:00	10.8	0
PM _{2.5}	ug/m3	3	99.9%	15	Jan-10	30	0	62	Jan-10 13:00	-	-

SAAQS: Saskatchewan Ambient Air Quality Standards



WYAMZ Maidstone Station - January 2014 Summary Report



Parameters	Unit	Color Code for Wind Spd & Pollutant Conc. Class					
Wind Speed	m/s	0.3 ≤ WS < 1.4	1.4 ≤ WS < 3.1	3.1 ≤ WS < 7.8	7.8 ≤ WS < 10.8	10.8 ≤ WS < 13.6	WS ≥ 13.6
SO ₂	ppb	1 ≤ C < 2	2 ≤ C < 5	5 ≤ C < 10	10 ≤ C < 48	48 ≤ C < 172	C ≥ 172
NO ₂	ppb	1 ≤ C < 2	2 ≤ C < 5	5 ≤ C < 10	10 ≤ C < 106	106 ≤ C < 212	C ≥ 212
H ₂ S	ppb	1 ≤ C < 2	2 ≤ C < 4	4 ≤ C < 6	6 ≤ C < 8	8 ≤ C < 10.8	C ≥ 10.8
PM _{2.5}	ug/m ³	1 ≤ C < 5	5 ≤ C < 10	10 ≤ C < 15	15 ≤ C < 20	20 ≤ C < 30	C ≥ 30

Monthly Update

- * Airpointer data is preliminary and subject to QA/QC changes.
- * All compliance parameters were within the Saskatchewan Ambient Air Quality Standards for the month of January.
- * All compliance parameters are above 90% operational for the month of January.
- * Operational issues for the month of January include: 1 hour of data for all parameters flagged as "power failure" on Jan 11 due to a power disruption.

